



Couplings, Pulleys & Sprockets



www.shaktipulley.com

**F-Series
Tyre Couplings**

Product Range



Taper Lock Pulley



V. Belt Pulley



Timing Pulley



Poly V Pulley



Keyless Bush



Pin Bush Coupling



Tyre Coupling



Star Coupling



HRC Jaw Coupling



Gear Coupling



Sprockets

www.shaktipulley.com

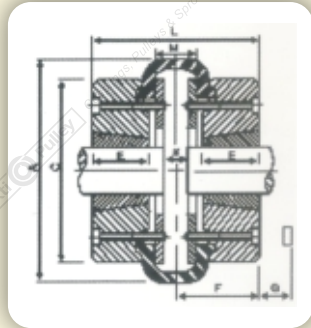


Couplings, Pulleys & Sprockets

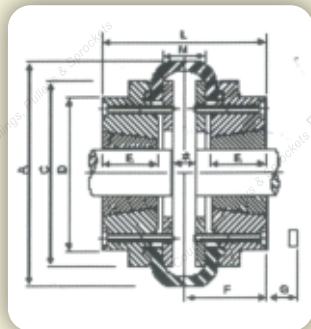
OUR FACILITY



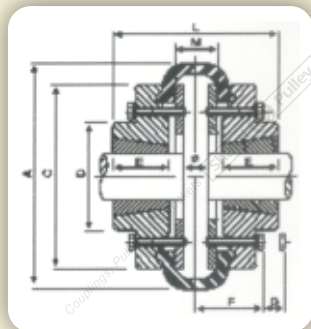
H - TYPE



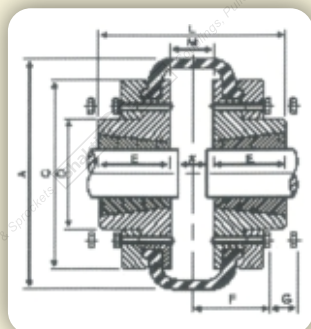
SF - 40 & 45



SF - 50 & 60

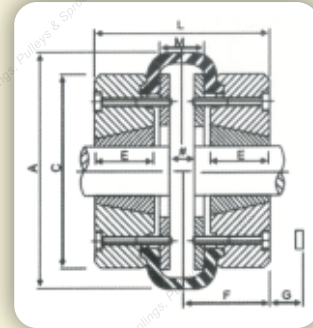


SF - 70 & 120

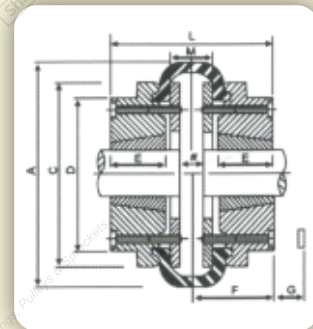


SF - 140 & 220

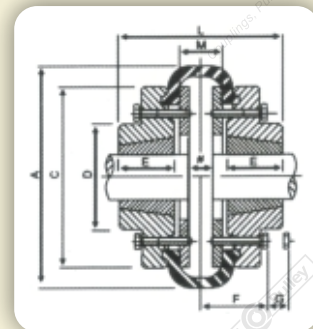
F - TYPE



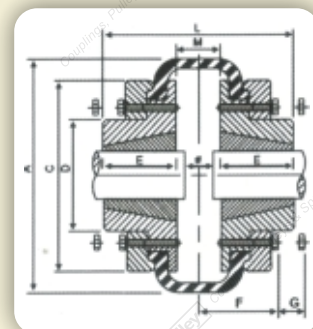
SF - 40 & 45



SF - 50 & 60

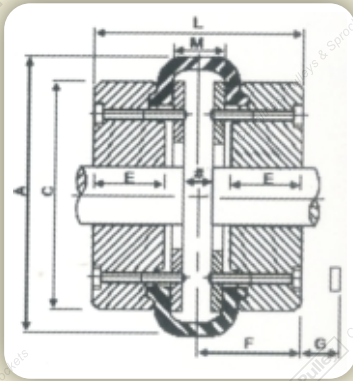


SF - 70 & 120

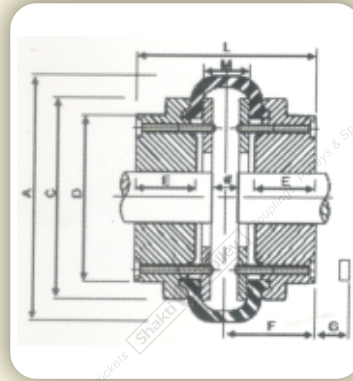


SF - 140 & 220

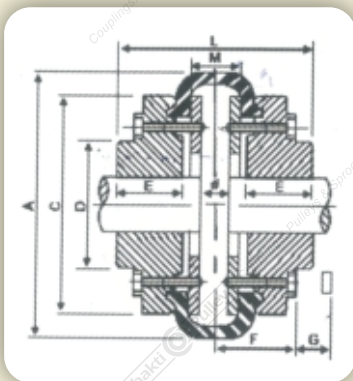
B - TYPE



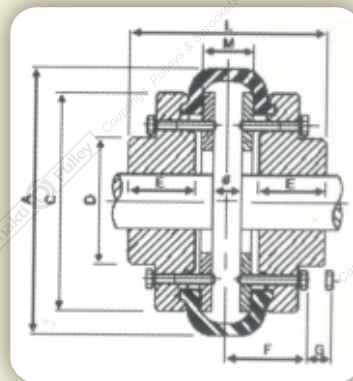
F - 40 & 45



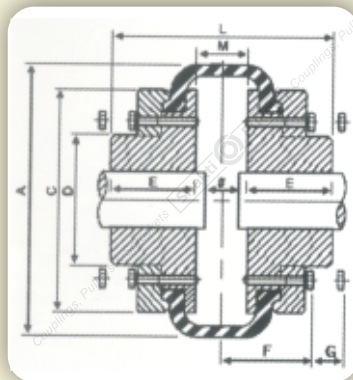
F-50



F - 60



F - 70 to 120



F - 140 to 250

Dimensions “F&H” and “B” Type Couplings

Size	TYPE F & H								TYPE B								A	C	G	M	No. of screws per flange	Power Ratings 100 rev/min
	Bush No.	Max Bore	L	D	E	F	J	* Approx Weight Kg	Max Bore	Min Bore	L	D	E	F	Set Screw on key	* Approx Weight Kg						
F40	1008	25	67	-	22	33.5	29	1.4	30	11.00	67	-	22	33.5	M5	2.0	104.0	82	43	23	4	0.22
F45	1108	28	67	-	22	33.5	29	3.0	32	11.00	73	-	25	36.5	M5	2.2	120.0	94	43	23	4	0.39
F50	1210	32	78	79.0	25	39.0	38	3.1	38	16.00	92	79	32	46.0	M5	4.0	133.5	100	43	28	4	0.56
F60	1610	42	86	103.0	25	43.0	38	5.2	48	16.00	112	73	38	43.0	M6	5.0	165.0	125	43	36	5	1.11
F70	1610	42	92	76.0	25	50.5	38	7.4	55	19.05	132	82	45	50.5	M6	8.0	197.0	144	10	42	5	1.70
F80	2012	50	111	95.0	32	53.0	47	9.2	65	25.40	149	95	51	53.0	M10	12.0	211.0	167	10	47	6	2.65
F85	2012	50	112	103.0	32	53.5	47	12.5	70	31.75	154	103	53	53.5	M12	14.0	222.0	179	13	48	6	3.2
F90	2517	60	140	110.0	45	59.5	50	15.0	76	31.75	164	110	57	59.5	M12	15.0	235.0	188	13	50	6	3.82
F100	2517	60	148	124.0	45	61.5	50	20.0	85	31.75	178	124	60	61.5	M12	21.0	254.0	216	13	58	6	5.29
F110	2517	60	140	134.0	45	63.5	50	26.5	90	31.75	180	134	65	63.5	M12	28.0	279.0	233	14	50	6	7.46
F120	3020	75	157	152.0	51	70.0	68	35.5	102	38.10	207	152	76	70.0	M12	41.0	314.0	264	14	55	6	12.4
F140	3535	90	204	194.5	89	76.0	89	67.2	120	75.00	204	195	89	76.0	M20	61.0	359.0	313	14	26	8	19.7
F160	4040	100	220	216.0	102	78.0	110	91.0	140	75.00	220	216	102	78.0	M20	86.0	402.0	345	19	16	8	32.6
F180	4545	110	258	266.0	114	94.0	126	146.0	150	75.00	258	266	114	94.0	M20	141.0	470.0	398	19	30	10	57.4
F200	4545	110	278	266.0	114	103.0	126	182.0	150	75.00	276	266	114	103.0	M20	179.0	508.0	429	19	48	12	84
F220	5050	127	312	267.0	127	118.0	140	320.0	160	90.00	312	267	127	118.0	M20	312.0	562.0	474	20	56	12	104
F250	-	-	-	-	-	-	-	-	190	100.00	360	290	150	125.0	M20	500.0	628.0	532	25	60	12	132

- ▶ Weights given are for min. bore complete coupling.
- ▶ M is the distance between flanges.
- ▶ Shaft ends, although normally located 'M' apart - can project beyond the flanges as shown. In this event, allow sufficient space between shaft ends for the float and misalignment.
- ▶ G is the amount by which clamping screws need to be withdrawn to release tyre.
- ▶ J is the wrench clearance to allow for tightening and loosening the bush on the shaft. The use of shortened wrench will allow this dimension to be reduced.



Couplings, Pulleys & Sprockets

Shakti Pulley Manufacturing Company



Unit-1

Plot No. 28 / 3, Street No. 6, Anand Parbat Industrial Area,
New Rohtak Road, New Delhi

Unit-2

Plot No. 50, Sector-16, HSIDC, Bahadurgarh, Haryana

Unit-3

Plot No. 2, Sector-30E, IMT Rohtak, Haryana



Mobile No.:

+91 999 929 9050 | +91 98100 59086 | +91 80106 58403-06



mail@shaktipulley.com



www.shaktipulley.com

